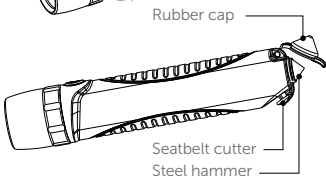
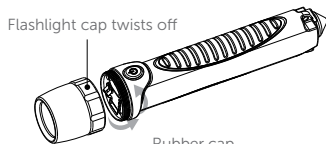
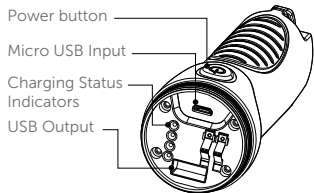


PowerLight Multipurpose Rechargeable Flashlight with Built-in USB Rapid Charger

Aluratek

qsg Q10398

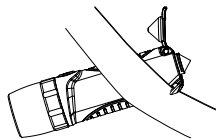
Product Characteristics



Using the PowerLight



Hold down the power button for two seconds to turn the light on or off. Press to select between high, medium or low modes. Quickly press the power button twice to turn on / off the strobe light.



Cut unreleased seat belts quickly with the concealed razor blade.

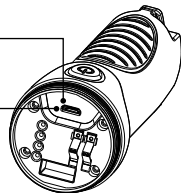
Charging the PowerLight



Laptops



Power Adapter



The battery is not fully charged. It is highly recommended that you charge the *PowerLight* before you begin using it.

After twisting off the cap, connect the micro USB end of the provided USB cable to the flashlight and the other end of the USB cable to a computer or USB power adapter. Please charge the battery for a minimum of 10 hours. The blue LED will be on while charging. When charging is complete, all four LED lights will stay lit.

PowerLight Multipurpose Rechargeable Flashlight with Built-in USB Rapid Charger

 Aluratek

qsg Q10398

Charging Mobile Devices



Smartphones



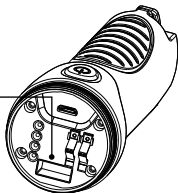
Tablets



MP3 Players



Bluetooth Devices



After twisting off the cap, connect any mobile device such as smartphones, tablets, MP3 players, Bluetooth headphones and speaker, etc. to the USB port on the *PowerLight*. The original charging cable for your mobile device may be required.

Radio and TV Interference Statement

WARNING!!! This equipment has been tested and found to comply with the limits of a Class B digital device, pursuant to part 15 of the FCC rules. These limits are designed to provide reasonable protection against harmful interference in a residential installation.

This equipment generates, uses and can radiate radio frequency energy and, if not installed and used in accordance with the instruction, may cause harmful interference to radio communications. However, there is no guarantee that interference will not occur in a particular installation. If this equipment does cause harmful interference to radio or television reception, which can be determined by turning the equipment off and on, the user is encouraged to try to correct the interference by whatever measures may be required to correct the interference.

Technical Support & Warranty

If you need further assistance, please contact the Aluratek support department for troubleshooting prior to returning this device by calling toll free **1-866-580-1978** or email: support@aluratek.com.

Aluratek warrants this product against defect in material or workmanship for **1 Year** from the date of purchase.

- For more information, please visit: <http://aluratek.com/warranty-return-policy>
- Register your product online at: <http://aluratek.com/product-registration>